



广西农业职业技术学院

Guangxi Agricultural Vocational College



Annual report on technical and vocational higher education


2020

内容真实性责任声明

学校对 广西农业职业技术学院 质量年度报告（2020）
及相关附件的真实性、完整性和准确性负责。

特此声明

单位名称（盖章）：广西农业职业技术学院

法定代表人（签名）：

2019年12月25日

2020

2019 105

2020

8

	1
		1
/		4
		6
		7
		8
		9
		18
	24
		24
		24
		25
		25
		28
		30
		31
		32
		37
		42
		46
		50
		52
	54
		54
		54
		57
		60
		71
		72
1+X		73
	74
		74
		76

.....	78
.....	78
.....	. 80
.....	81
.....	84
.....	85
.....	87
.....	. 90
.....	90
.....	90
.....	91
.....	. 93
.....	94
.....	94
.....	96
.....	101
.....	102
.....	103
.....	105
.....	107
.....	109
.....	109
.....	109
.....	110
.....	111
.....	113
.....	114
.....	115
.....	117

	 1
1-1		4
1-2	20182019	4
1-3	2019	6
1-4	20196
1-5		7
1-6		8
1-7		8
1-8		8
1-9		12
1-10		12
1-11		20
	 24
2-1		24
2-2		24
2-3		24
2-4		25
2-5		28
2-1		30
2-2		31
2-6		32
2-3		33
2-4		33
2-7		33
2-8	2019	38
2-9		45
	 54
3-1		55
3-2		55
3-3		58
3-4		58
3-5		59
3-6	2019 61
3-7	2019 62

3-870
3-170
3-2	71
 74
4-1	74
4-2	75
4-3	75
4-4	76
4-5	70211 [(.....
4-6	77
4-7	78

 109
	110
1	110
	111
2	111
	113
3	113
	114
4	114
	115
5	115
	117
6	117

1942

2002 8

2002 7

2005 12

2007 7

2008 12

2011 1

2013 6

2019 12



		16595	2019	8	31
13265	292				
		176			
					2014
9		2			
1/4	2009		9		3
			3		

35% 2016
 1 1 2016

 2019 91.65% 2005 2015 11
 2016 2019 4
 2017 7
 2018

 2019
 7 8 4

 3 2002
 3 62 309
 2 2008 12 6047
 2010 12 99
 1 2011 1
 3 18
 968 9665 28 19
 2 3 4
 46 7 38 1
 8 579 SCI EI 14
 140
 6 4 2012 11

10

9

/

2019 52 59 2019

8 31 7 63

1-1

1	
2	
3	
4	
5	
6	
7	

1-2 20182019

2019 55.36%

1-3 2019

	2232	16.82%
	3690	27.82%
	7343	55.36%
	13265	100%

2019 19 26.79%

1-4 2019

18	2538	19.13%
19	3555	26.79%
20	3696	27.86%
21	2312	17.43%
22	859	6.48%

23	213	1.61%
24	62	0.47%
25	30	0.23%
	13265	100%

66.176 39.64 41639.7
16998.11 58.351
8 3.44TB

30
19.56 48.37%
1-5

	19.56
%	48.37
/	9.04
/	10224.92
/	35.1
%	23.33
/	39.88
/	5.42
	15.87
	76.95
%	15.18
	4.67

1.

2019 27960.57
16972.39

1-6

		%
	16972.39	60.70
	10273.18	36.74
	71500	2.56
	27960.57	100.00

2.

16.8% 137%

1-7

		%
	939.21	3.8
	3415.54	13.7
	4168.43	16.8
	165.12	0.7
	250.87	1.0
	101.25	0.4
	15812.38	63.6
	24852.80	100.00

3.

1.12:1

1-8

		%			%
	16972.39	60.70		939.21	3.80

		%			%
	10273.18	36.74		3415.54	13.70
	71500	2.56		4168.43	16.80
				165.12	

1.1 2

1.2

2016

2019 6

2.

368

+

325

1+X

15

5

611

2015-2019

93.2%

4%

1

5

7

5

+

1

2.1

2016-2019

2017 2018
2.2
20
7
2.3
2015 2019
UI

2.6

13

1-9

2.7

1-10

1	2017.05			
2	2016.03			
3	2017.04			
4	2018.04			

5	2019.04			
6	2019.04			
7	2015.03			
8	2016.03			
9	2017.04			
10	2019.04			
11	2018.04		2	
12	2018.08	+		
13	2019.06	+		
14	2018.07			
15	2019.05			
16	2018.12			
17	2016.11		2	
18	2018.11			
19	2016.11			
20	2018.11			
21	2016.11			
22	2018.11			
23	2018.11			



2.8

1

2

632

3.

2015-2018

2018 5

29

2

2

100

2016-2019

3

3

1236

10

14+10

6

1

2500

2015

2016

2018

3

2019

1

2

1

9838



10

7

26

10

3 60

2

3 45

2+3

2 5 92 2019

2019 56

4

1 3

00

8

4.

5.

20152018

6.

2019

2015 2018

7.

			5		3
				3	
	4				
		1:1			
			5		
			20		
10000			3		
			1+X		
			2014	1	
				10	
1.2014			2	2018	1
2.2014			2	10	
	19				

3.2014			5	8
14				
4.2				
5.2016	3			
6.		5		
2015	2018			
7.		6		
			2018	
	2018			
8. 2018				
9.2014	9			
10.				
2019				
		2		
	2019	231		



	20142019			2019			231		
1				1					
2				2					
165		2					1		
		2	1	2			:3		
		:3		:34	29		:5		
		:43					:3		
		78					18		
233		2	10	11	117		1	3	2
		39	67			27	37		
	104				47				
43		1					1		
		5	8	14	16		4	4	7
	2019	4	4	7					
2		2			1			1	
			1						
4		3			1			1	
			1						

	20142019		2019 231	
	5	5	5	5
+	11	+ 6	5	1
		2		1
		1		+ 1 2018
	2			2
	3	2	3	2
		:1		1
	2	1	2	
		1		
	3	2018 8	3	2018 8
		1+X 2		1+X



	20142019		2019 231	
	21	9	14	2
		12		12
	2	2019	2	2019
	4		2	2019
	27		14	
	1	2019	1	2019
	3		3	3
	15	15	1	2019
	1	2019	1	2019
	1	2018	1	2018
	1		1	1

	20142019		2019		231
	1		1		
	1	2019		2019	

1.

8573 7969 7246

90.8%

2-1

				%	%
	2175	1885	1758	93.26	24.26
	3098	2854	2564	89.84	35.39

87%

2-4

%	%	%
3	87	10

1.

1.1			8573		5600		2973
	3300		130		70		
	1700		2618				50
			425		480		
1.2			7969		92.95%		
	1700	100%		2618	100%		
3230	97.9%		130	82	48		
	8	22			18	36%	
		167	39.3%			236	
	49.2%						
1.3			7246 (115
)	90.93%	2333			1596		
	93.88%	2363	90.25%		2924		
	2819	71	34		9052%		
	14	77.8%			148		
88.62%		201	85.17%				
1.4			185				101
	56	6	22				

162 89.01% 93 51 4

14

1.5

6210

2400

218

2618

237.2%

72

56

40

2.

2.1

2.1.1

00

00

40

1.9

2.1.2

2.2

2019

5

201

2.3

9

8

2

2.4

2.4.1

2.4.2

12

2.4.3

+

2.5

2.5.1

2.5.2

3.

4

2

1.

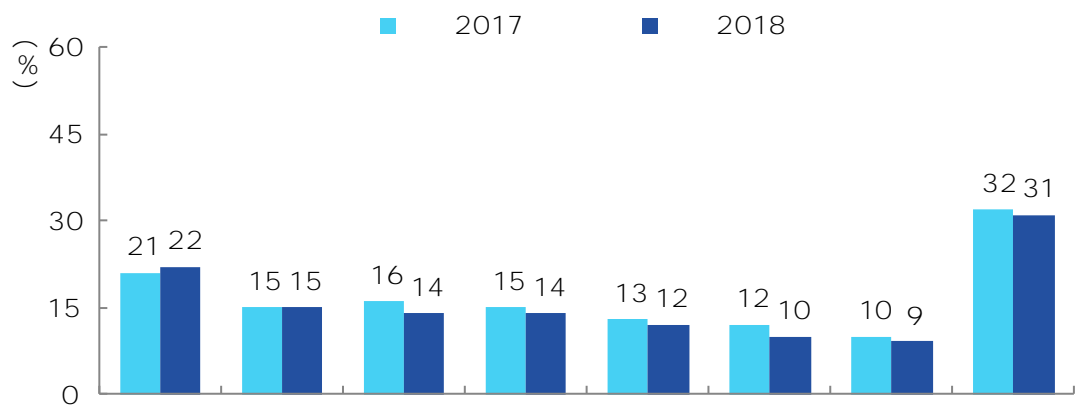
2-5

2018 12 26	2019
2019 1 17 2019 1 20	
2019 3 9	
2019 3 27	
2019 3 31	100
2019 4	
2019 4 2	
2019 4 1	
2019 4 30	100

2019 5 4	100
2019 5 5	100 2018
2019 5 12	
2019 5 18	
2019 5 26	
2019 5 28	
2019 5 26 2019 5 28	
2019 6 5	
2019 6 5	
2019 6 25 2019 6 26	2019
2019 7 8 2019 7 11	2019
2019 7 8 2019 7 13	2019
2019 7 2019 10	
2019 9 16 2019 10 11	
2019 9 18	
2019 9 20	
2019 9 26	70
2019 10 16	70
2019 9 30 2019 10 30	
2019 10 19 2019 11 6	
2019 10 20	
2019 10 27	70
2019 10 15 2019 12 1	70
2019 11 8	
2019 11 16	
2019 11 20	2019



2019 4175
 58.1% 2018 2557 54.7%
 2018
 22% 2017 21% 9%
 2017 10% 31%
 2017 32%

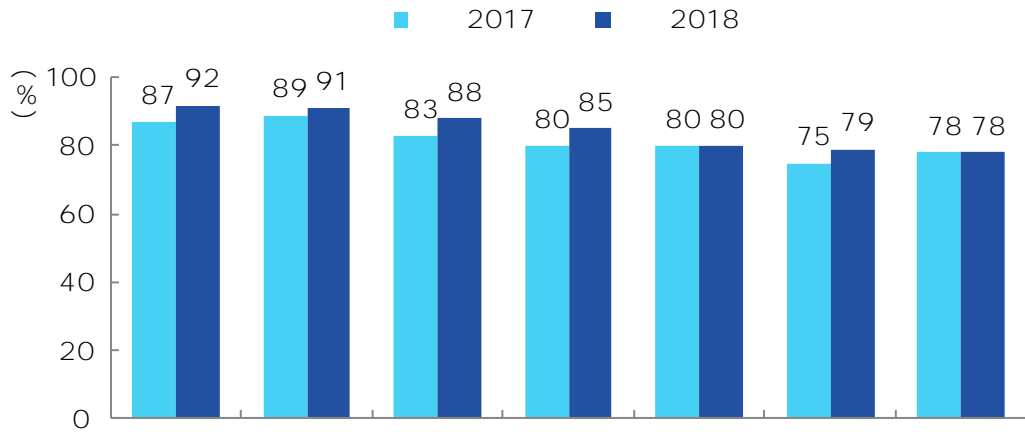


2-1

2018

92%

78%



2-2

-

1.

242

242

98.76%

2.

93.39%

95.04%

88.5%

3.

86.36%

95%

96.6%

4.

2-6

		%		%	
	1490.642	82.24	4361	92.26	3418
	321.9109	17.76	4658	98.54	691.093
	1812.5529	100	4727		

1.

2018

58%

84%

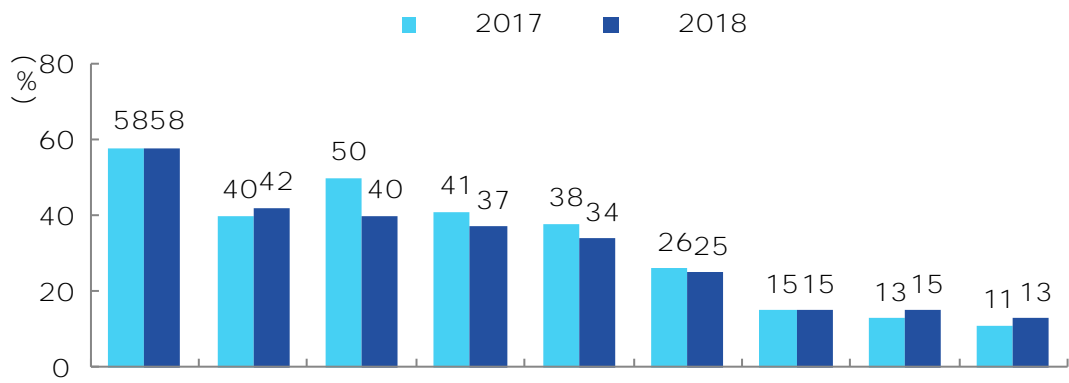
15%

90%

2017

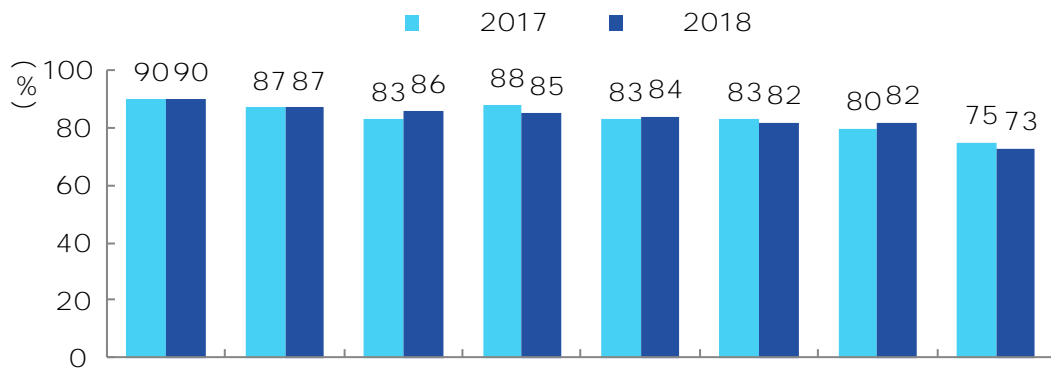
11%

13%



2-3

2.



2-4

3.

2-7

32		430
60		430



		103
		439
		439
SYB		13
24		2017 610
24		2017 610
27		2018 781
27		2018 781
32		2019 837
32		2019 837
48		2017 206
48		1266
48		891
32		891
SYB	32	891

4.

1

2

3

48 2

4

5

+

4 9

PPT

6

SYB

)



2

33

700

2019

22

8

2019

9

10

00

11

2012 6

2016

83

2019

66

12

51

12)

20

2019

16

267


72

164

31

2-8 2019

1	2019102					
2	2019102					
3	2019102					
4	2019102					
5	2019102					
6	2019102					
7	2019052					
8	2019052					
9	2019052					
10	2019052	2019				
11	2019052	2020				
12	2019050					()
13	2019102	49 UIBC				





26	20191109					
27	20191109					
28	20191109					
29	20191109					
30	20191113					
31	2019120					
32	20181216					
33	20191123					
34	20191123	2019				
35	2019041					
36	2019					
37	2019					

38	2019					
39	2019					
40	2019					



50	2019041	21				
51	2019					
52	201812	2018				
53	201812	2018 2019				
54	201812					
55	201812	CUBA				
56	201812	2018 2019				
57	201810	2018 SGS				
58	201905	2019				

1.

2.

2019

34

3.

4 3 1 2019

2018

2019

4.

2019 90

2018 2



1

2

3

70

4

+

